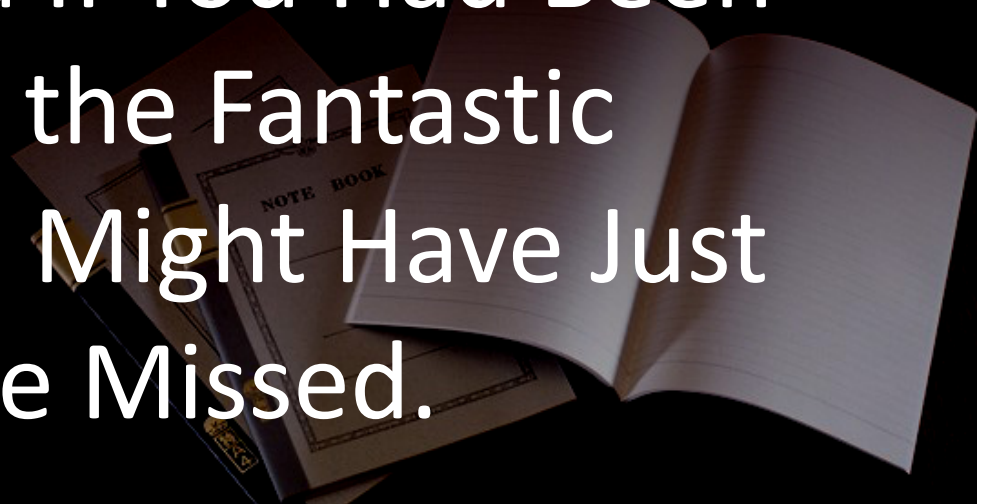


How to Say the Right Thing at the
Right Time and Avoid Saying
Something Not As Great As What
You Might Have Said If You Said
What You Should Have Said and
Would Have Said If You Had Been
Prepared For the Fantastic
Opportunity You Might Have Just
Otherwise Missed.



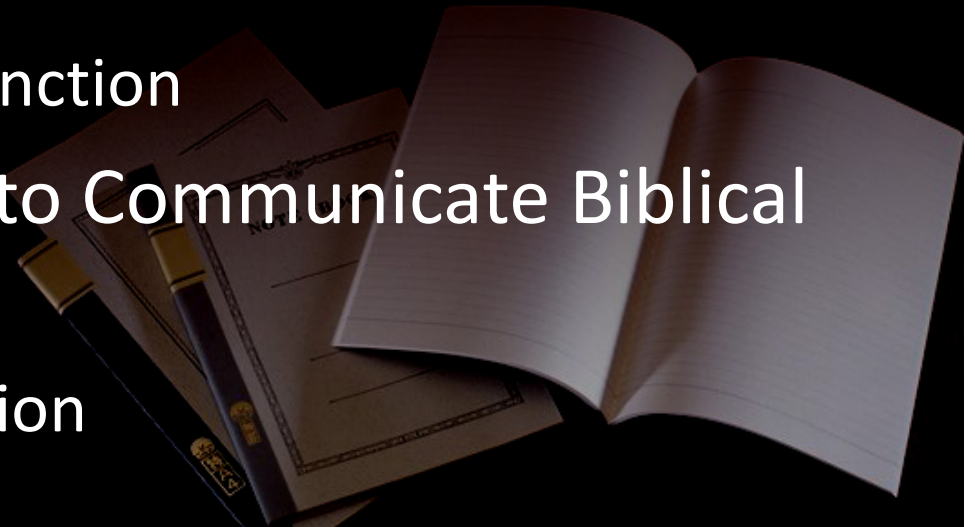
An Introduction to Communicating Basic Biblical Truth



Dr Christopher Cone
www.drcone.com

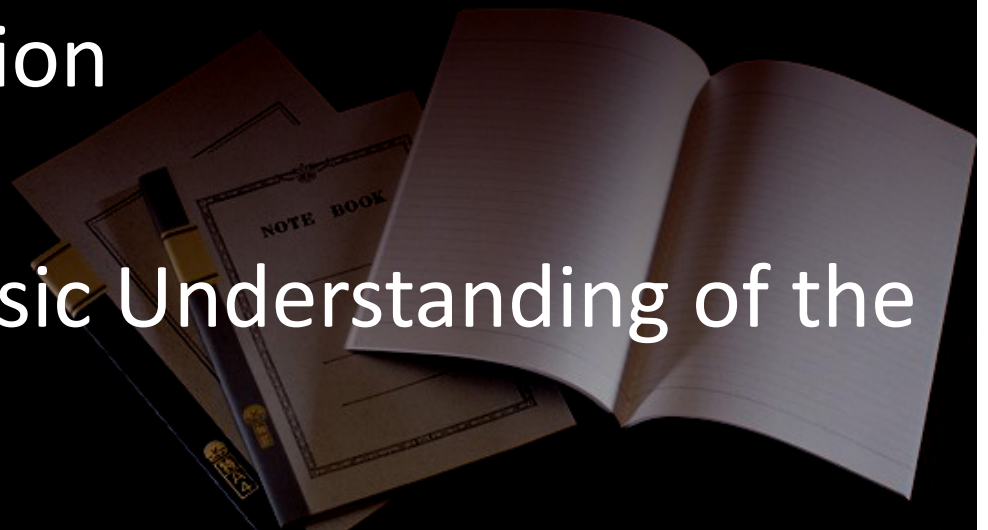
4 Preliminary Questions

- **Who** Should Communicate Biblical Truth?
 - Colossians 3:16, 2 Timothy 2:2, Titus 2:3
- **Why** Communicate Biblical Truth?
 - 1 Corinthians 1:18, 2 Timothy 3:16-17
- **What** is the Content of Biblical Truth?
 - Teaching/Preaching Distinction
- **How, When** and **Where** to Communicate Biblical Truth?
 - Formal/Informal Distinction




4 Preliminary Principles

- The Bible is Authoritative
 - 2 Timothy 3:16-17
- The Bible Can Be Understood
 - 1 Corinthians 2:14-16, 2 Peter 3:16 (2 Timothy 2:15)
- The Bible Demands Literal Grammatical-Historical Interpretation
 - Genesis, 2 Peter 1:20-21
- 4 Step Process for Basic Understanding of the Bible



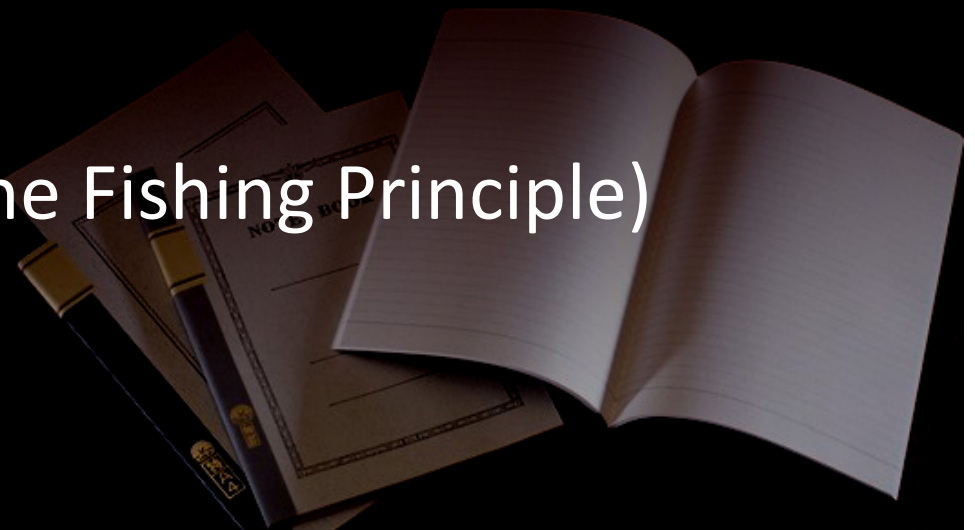
The 4th Principle: 4 Steps of Bible Study (the scientific method)

- Observe
- Interpret
- Correlate (Verify)
- Apply
 - Primary application
 - Principle
 - Secondary application




4 Vital Warnings

- You first!
 - 1 Timothy 4:16 (Ezra 7:10)
- Better be prepared!
 - James 3:1 (2 Timothy 2:15)
- Don't miss the point!
 - 1 Timothy 1:5
- Don't give away fish! (The Fishing Principle)
 - 2 Timothy 2:2



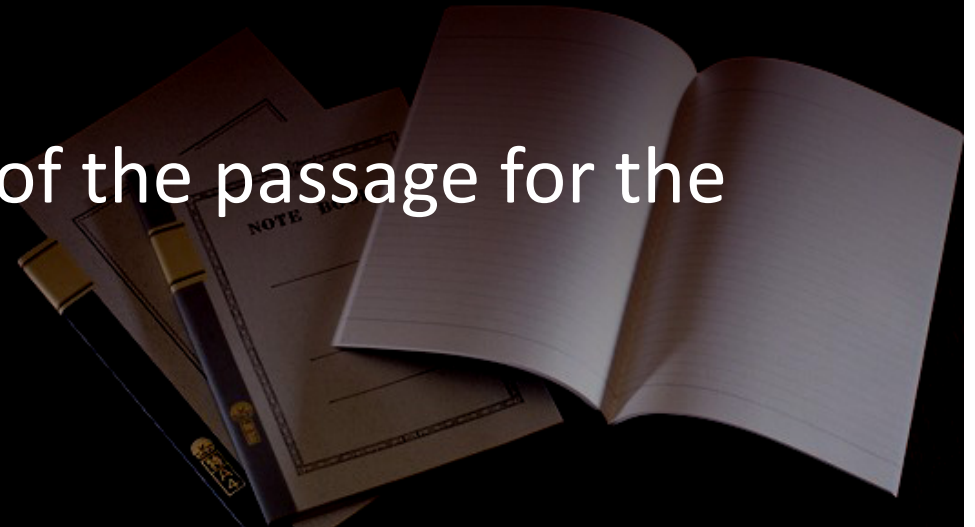
4 Methods

- Informal Preaching
 - One on one evangelism
- Formal Preaching
 - Message-based evangelism
- Informal Teaching
 - One on one, non-systematic discipleship
- Formal Teaching
 - Verse by verse
 - Passage or book overview
 - Topical



Before You Communicate...

- Provide verse analysis – running commentary on the verses
- Summarize primary application, principle, secondary application(s)
- Identify the impact of the passage on your own life and begin to act upon it
- Develop a presentation of the passage for the edification of others



Verse by Verse: A 9-Step Example

- #1 reading of the passage to be covered
- #2 prayer for guidance in study
- #3 basic summary of background and context
- #4 reading of individual section (sentence, verse, or paragraph)
- #5 relating of section to the overall context
- #6 summary of each section's verse analysis and exegetical key points
-SHOW YOUR WORK. Don't give away fish!!!
- #7 highlight principles and applications at appropriate points
- #8 offer brief summary of overall exegetical context, highlights, and principles and applications
- #9 prayer for wisdom and strength in order to be an effectual doer of the word, to the glory of God

